

# seven

A Seven-week Discipleship Training Series to Educate Local Church Leaders on Understanding and Discipling Young People

## Table of Contents

Introduction	3-7
Week One	
Why Youth Ministry is Biblical and an Overview of Seven Resources	8-9 10-25
Week Two	
Philosophy of Our Youth Ministry	26-28
Week Three	
Adults are Needed in Youth Ministry—Parents are adults Too Resources	29-30 31-36
Week Four	
KNOWING—Knowing and Apply the Word of God Resources	37-38 39-40
Week Five	
BEING—Character Development and Discipleship Resources	41-42 43-48
Week Six	
DOING— A Mature Student Resources	49 50
Week Seven	
Youth Need to be Connected to a Local Church Now and in The Future Resources	51-52 53-54

# seven

## A Seven-week Discipleship Training Series to Educate Local Church Leaders on Understanding and Discipling Young People

- I. Format for each week.** All elements are helpful so please follow as closely as possible.
  - a. Welcome people and build ties (**10 minutes**) *Does anyone have comments on things relating to youth since our last meeting? Media? Locally? Comments?*
  - b. Teaching and discussion by the youth pastor/worker. (**45 minutes**)
  - c. Scripture memory verse should be quoted each week and reviewed from prior weeks. (**5 minutes**)
  - d. What have you done in OTD? What is one thing someone learned that was helpful to understand the Word? (**5 minutes**)
  - e. Report on outreach to youth or your project. Discussion time and assignment for the next time—both for the project and the Scripture memory verse and what is happening in local youth ministries (**15 minutes**)
  - f. Have a time of prayer for the youth and youth ministry (**10 minutes**). *Please give them requests about kids who are struggling. Do not give them names. Just tell them things like—a boy who is struggling with pornography, a girl who is considering quitting school this week, etc. That will make the prayer time meaningful.*
- II. Format for the Seven**
  - a. Who is invited?**
    - i. For any and all adults (parents, grandparents, singles, young, old, youth workers) who will attend all the meetings and do the assignments. They will need to agree to the commitment (see number III).
    - ii. Must be out of high school one year
    - iii. For believers in Christ

- iv. Required for all the youth staff who intend to work with youth in our church.

**b. What is the purpose?**

- i. To educate the adults about the youth ministry in your church.
- ii. To disciple interested believing adults into potential youth workers, helpers, prayer partners, or mentors who can understand and mentor youth people.
- iii. To inform the church about the philosophy, program, and goals of the youth ministry from the main youth leader—establishing his credibility.
- iv. To create an atmosphere of love and relationships that would be attractive to adults in serving with the student ministry.
- v. To give a series of seven weeks to accomplish discipleship with the adults—in preparation for the understanding of how to do that with the students.

**c. Logistics**

- i. Meet in a home. It should be informal and include VERY light refreshments. Maybe chips or cookies or veggies.
- ii. The meeting should start promptly and end promptly. People can stay later but it should end on time.
- iii. It is designed to be 90 minutes in length. (Do not do this as a one-time or mini-retreat. It will not accomplish the discipleship /spiritual enrichment aspect of what this is intended to accomplish.)
- iv. Offer SEVEN about twice a year for any and all adults. You can select who can attend. If you have too many, hold some off until it is offered again.
- v. At the end of SEVEN, if you desire to ask people to serve on your youth staff you have that option. It is not necessary, however. Suggestions: some could be prayer partners, or small group leaders, or fundraising helpers, or refreshment helpers, or Bible Quiz coaches, or ministry team planners, or any number of other roles.
- vi. At the end of SEVEN encourage the adults to read and study the book called, The Greenhouse Project by Mike Calhoun and Mel Walker. It is a self-study with a leader's

guide, which gives more details on how to work with youth. If the adults will do that you could offer a one-time discussion time with them during the next six months for their benefit. In addition consider inviting them to attend Momentum with the students or a youth event for training annually such as CELS at CE National.

### **III. Commitment from the adults**

- a. Ask the adults to sign the commitment that they will be there for the SEVEN sessions and they will:
  - i. Faithfully attend the seven weeks or call in advance to let you know there is a problem. (You can tape the sessions that they miss and have them listen in between.)
  - ii. Keep confidences that are shared at the meetings
  - iii. Do the projects asked of the group during the duration of the SEVEN
  - iv. Do daily devotions in the OTD for the seven weeks
  - v. Memorize the one verse of Scripture that is needed each week
  - vi. Pray for the youth and youth ministry daily
  - vii. Purchase the booklets that will help in the series—On Track Devotions (minimal cost at [ontrackdevotions.com](http://ontrackdevotions.com)).
- b. In exchange, promise them that they will:
  - i. Grow spiritually as they study His Word.
  - ii. Will be respected by you—the youth leader
  - iii. Will be given a free T-shirt from the church youth ministry at the conclusion of the course
  - iv. Receive a certificate of completion for the successful conclusion of the SEVEN
  - v. Have the opportunity to be in dialogue about what role they might have in a ministry to young people at the church.

### **IV. In Advance**

- a. Promote the series for at least six weeks in advance each week in the bulletin. Should you do fliers for this each time?
- b. Talk with any existing youth workers to explain the necessity of doing this.
- c. Pray that God will use you effectively as the youth leader.

- d. Chose host home. Preferably not your home. It seems to work well on a Monday night (fewer interruptions) from 6:30-8:00 p.m.
- e. Line up how refreshments will be handled. Who? Not you.
- f. Time chosen for the 90-minute meeting (see above).
- g. Line up child care if the adults cannot do that themselves. You must not have small children in the training. That always is distracting and will make the sharing ineffective. The home where you have the event should not have small children running around. Child care must be far enough away that it does not disturb. The adults must understand that this is serious business. If the adult has a struggle being away from his/her children he/she will have problems working with the youth as well.
- h. Check first to put the event on the church calendar. It may be necessary to take a couple weeks off due to church events, etc. It should last for seven sessions; try not to make it 8 sessions or combined sessions.
- i. Order the OTD ([ontrackdevotions.com](http://ontrackdevotions.com)) materials and prepare your sessions WELL.
- j. Have copies of what is required (guidelines, OTD) so that those attending know what to expect and have all they need. Hold to the guidelines that are established.
- k. Order the certificates and the T-shirts for the end of the series. Ask for sizes from the ones who sign up.
- l. Consider offering this training twice a year for seven weeks each so you can put it in the church calendar.

**V. Scripture Memory Verses**

- a. Luke 6:40
- b. I Timothy 4:12
- c. II Timothy 2:2
- d. Psalm 119:99
- e. Luke 2:52
- f. I Timothy 1:5
- e. Deuteronomy 6:6-7 Read it daily

**VI. Projects**

- a. Youth from the church: take 15 kids in the youth group as your prayer list. Learn those names. Try to meet those kids.

- b. Research the community: Interview a young person to ask them about sports, music, popular teachers, what kids in the community enjoy doing, what they think of the church or Christian clubs/groups in the community. Ask them if there are issues in the community with drugs or anorexia or teenage pregnancies or cutting or whatever, **OR** pick one high school and get a yearbook and find out about the popular kids, the food, the activities...in other words, try to get into their world of thinking, **OR** do research on the computer or elsewhere about your community—ethnic breakdown, drugs, crimes, number of dropouts, number of graduates, social programs that are effective, etc.
- c. Try to build relationships with young people. Go to a church youth activity and do NOT talk with other adults. Connect with the youth themselves. Participate with the youth events as much as you can.
- d. Go to a high school or community events and observe the youth. You could even do it at a hangout where youth are having fun just being together. What are they like? Be prepared to share on you experiences.

**NOTE:** These seven weeks are designed to be yours. Please use them to share your philosophy of youth ministry, your spiritual passions and why adults should focus on the young. Remember the students who could be impacted by your sharing. If we at CE National can help you in any way, please contact us. 574.267.6622.

Ed Lewis

# seven

## Week One

*Teaching time plans—45 minutes. Please note that these are not intended to be “courses” in instruction; they are to be opportunities for adults to understand the basics. Do not spend too long on any one point. Share with warmth and confidence.*

## Why Youth Ministry is Biblical and Overview of the SEVEN

**A. Why Youth Ministry?** *See the attached materials called “Why Youth Ministry.” (page 10) God loves youth and wants us to build into the lives of youth Luke 6:40; Ecclesiastes 12:1 Take a few minutes to share why youth ministry is needed. Remind the group that 85% of people who receive Christ in the USA do so before the age of 18! That is why youth ministry is so crucial.*

**B. Challenging youth to take a stand for God in their schools and homes and work and more.**

*Busy kids can do it, too. Show the attached pyramid (page 11) that demonstrates that there are lost kids (most) and uncommitted kids (who probably come once in a while) and growth-level kids (who come to church and youth group for themselves) and ministry-minded kids (very few kids) who are there to give to the other kids. Share your heart for building into the few so that THEY can be the ones who are reaching out to the lost kids and the uncommitted kids. Be passionate in sharing why God has led you into youth ministry. Tell your story and your background and why this ministry is important to you. As you share give them the high points such as:*

- i. Youth are making important decisions at this point in their lives.*
- ii. Youth are the greatest unreached people group on the planet. We are only one generation away from extinction.*
- iii. Youth need acceptance outside the home. That is what a teenager is!*
- iv. Youth need guidance in making decisions about life.*
- v. Youth need to see that the church is theirs, too.*

**C. Share your numerical goals for the youth group and how many youth you want to see come to Christ.**

*Hopefully you will have some research done as to the numbers of students in the schools in your area, the approximate numbers of kids*

*who come to your church from Christian Schools and from home schools and private schools. If you do anonymous surveys of your youth or the youth of your city this would be the time to share results. Now it the time when you should share the need for Christ to be number one in your community and how students need to be strong in their faith and how adults are needed to help these students come alive to the Lord.*

**D. Share about the name of your youth group...**

*Why it is called that and what your vision is for the future of this youth ministry.*

**E. Change gears and describe what a young person is like.**

*Explain that a young person is between being a child and being an adult and that is why they are sometimes referred to as teen agers. Tell why you prefer to refer to them as students. Then ask the group to share the differences between a 7<sup>th</sup> grader and a 12<sup>th</sup> grader. Ask them to describe themselves when they were that age. Share a few things on power point. See the attached charts if you need help.(7<sup>th</sup> grader, 10<sup>th</sup> grader, 12<sup>th</sup> grader pages 12, 13, 14)*

**F. Show them a fun answer to the problem...with the correct philosophy**

*Attached (pages 15-25) are some silly ways churches react when they realize they are not being effective in reaching youth. They try a youth pastor. Is that THE answer? See the rest of the list that Ed Lewis put together. You'll see that the answer is shown on a chart where you and adults are "involved together." That's a key to youth ministry. Dr. Larry Richards wrote that chart in a book, Youth Ministry: It's Renewal In The Local Church.*

**G. Tell them how the youth culture has changed**

*Give a sample of a top secular song. Share the top movies and top songs and what kids are exposed to in our society. Show your ability to understand the youth culture here. Then explain that the ANSWER is still for Christ to be the number one person in the life of a student. We need their help to influence youth to see that the answer is not popularity or money or fame; it is Christ! And we need adults who will pour into the lives of youth for them to see this difference.*

## **Why Youth Ministry**

Timothy Kurtaneck

### ***It is Biblical***

Every part of the body is important. Anyone who has the Spirit (and every believer does—regardless of age) has a role to play in the body of Christ—including the young. In Mark 10:13, Jesus Himself says that He did not want anyone, regardless of age, to be kept from Him. Examples abound in the Scriptures of individuals who were young in their number of years, yet still made significant contributions: David (1 Samuel 17:26), Jeremiah (Jeremiah 1:4-10), Esther, Mary, Joseph, and the twelve disciples are just a few. The Bible provides us with the guideline that older believers have a responsibility to teach and train the next generation. (Titus 2:3-5; Psalm 71:18-19; Psalm 78:4-7). In 1 Timothy 4:12, the young person is told of his own responsibility; set an example for believers in speech, in life, in faith, and in purity.

### ***It is Logical***

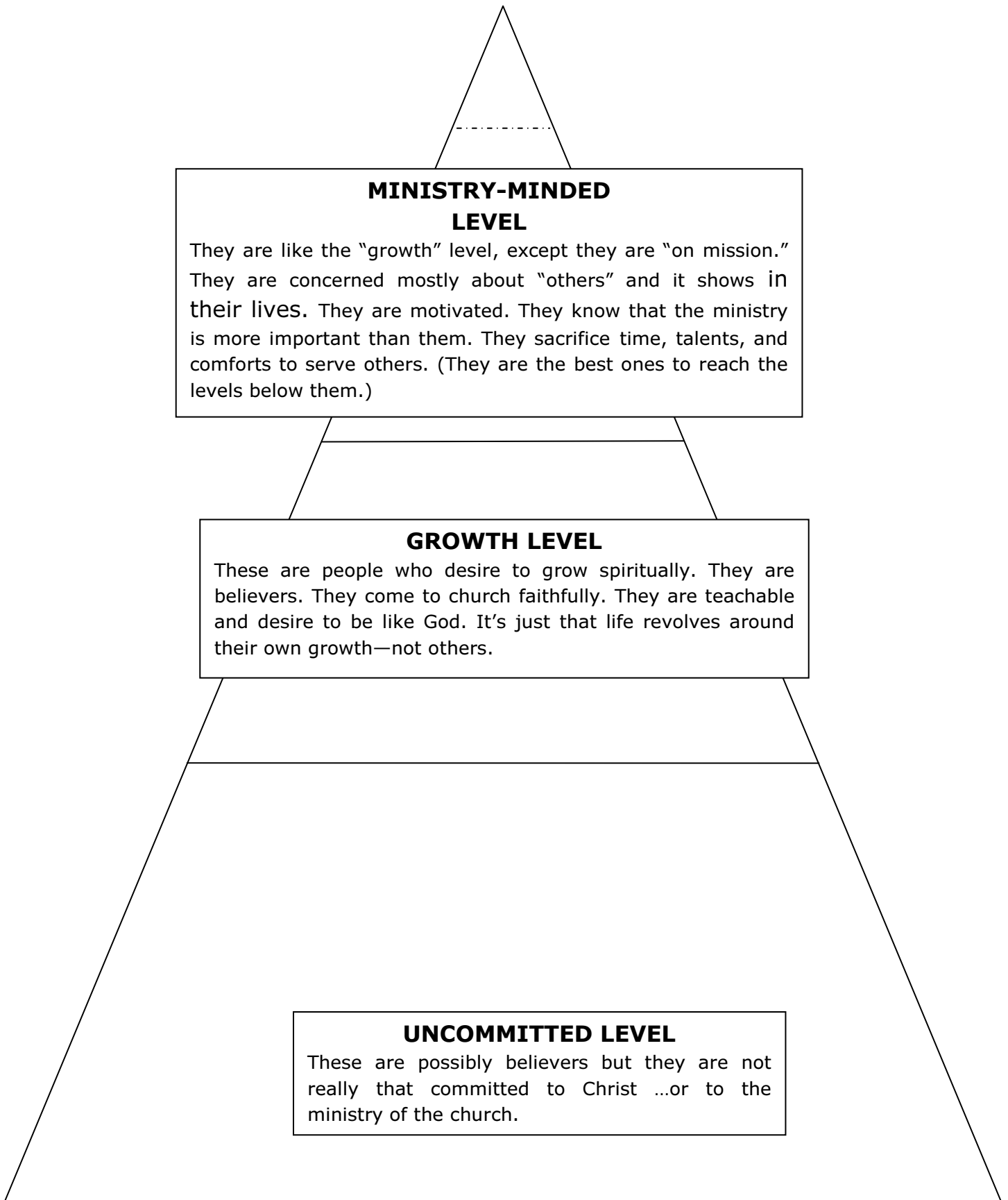
The large majority of the world's population is in their mid-twenties or younger. In Mexico City, the median age is 14. In the Central African republic, the median age is 20. Families stay in churches that minister effectively to their family members. The "teenage" years are the transition time between childhood and adulthood—so it makes sense to specifically target this age group as they make important decisions about life.

### ***It is Effective***

Barna Research tells us that the majority of people who become followers of Jesus Christ do so at early ages rather than in adulthood. Of the Great Awakenings in the United States, the large majority of them were started and led by young people. In missions, the most effective are those who have started by focusing on the young.

### ***It is Commanded***

Matthew 28:18-20 gives us our instructions. Godly adults are needed to reach youth. Besides being "creative" and "fun," godly adults are needed to pour themselves into the next generation.



**MINISTRY-MINDED  
LEVEL**

They are like the "growth" level, except they are "on mission." They are concerned mostly about "others" and it shows in their lives. They are motivated. They know that the ministry is more important than them. They sacrifice time, talents, and comforts to serve others. (They are the best ones to reach the levels below them.)

**GROWTH LEVEL**

These are people who desire to grow spiritually. They are believers. They come to church faithfully. They are teachable and desire to be like God. It's just that life revolves around their own growth—not others.

**UNCOMMITTED LEVEL**

These are possibly believers but they are not really that committed to Christ ...or to the ministry of the church.

## 7<sup>th</sup> Graders

Don't feel accepted  
Uncertain of life  
Frustrated  
Lacks Self-Confidence

### BOYS

Like ball, TV, sleeping late  
Don't like silly girls  
Like to have fun with other boys

### GIRLS

More mature physically  
Love boys  
Like girls and girlfriends  
Vacillating emotionally (silly)

## 10<sup>th</sup> Grader

Not a child anymore

Parents are his problem

Nobody trusts him

Everybody says I'm rebellious

Hassles about clothes and hair

Teachers pile on the work

Like music, sports, guitar, basketball—it is the best part of school

"Clams up"

Interest in the "counter culture"

Group acceptance still big

Making more decisions

## 12<sup>th</sup> Grader

Not sure what to do

Likes to meet new people

My folks are OK but think my ideas are crazy

Marriage—yes, but not yet

More self-confidence

Helping others, real interest



GLAMOUR LEADER

Joe Cool  
Minister of Youth

disciples of Joe Cool  
HOPE OF TOMORROW

PIED PIPER OF GRACE CHURCH.....



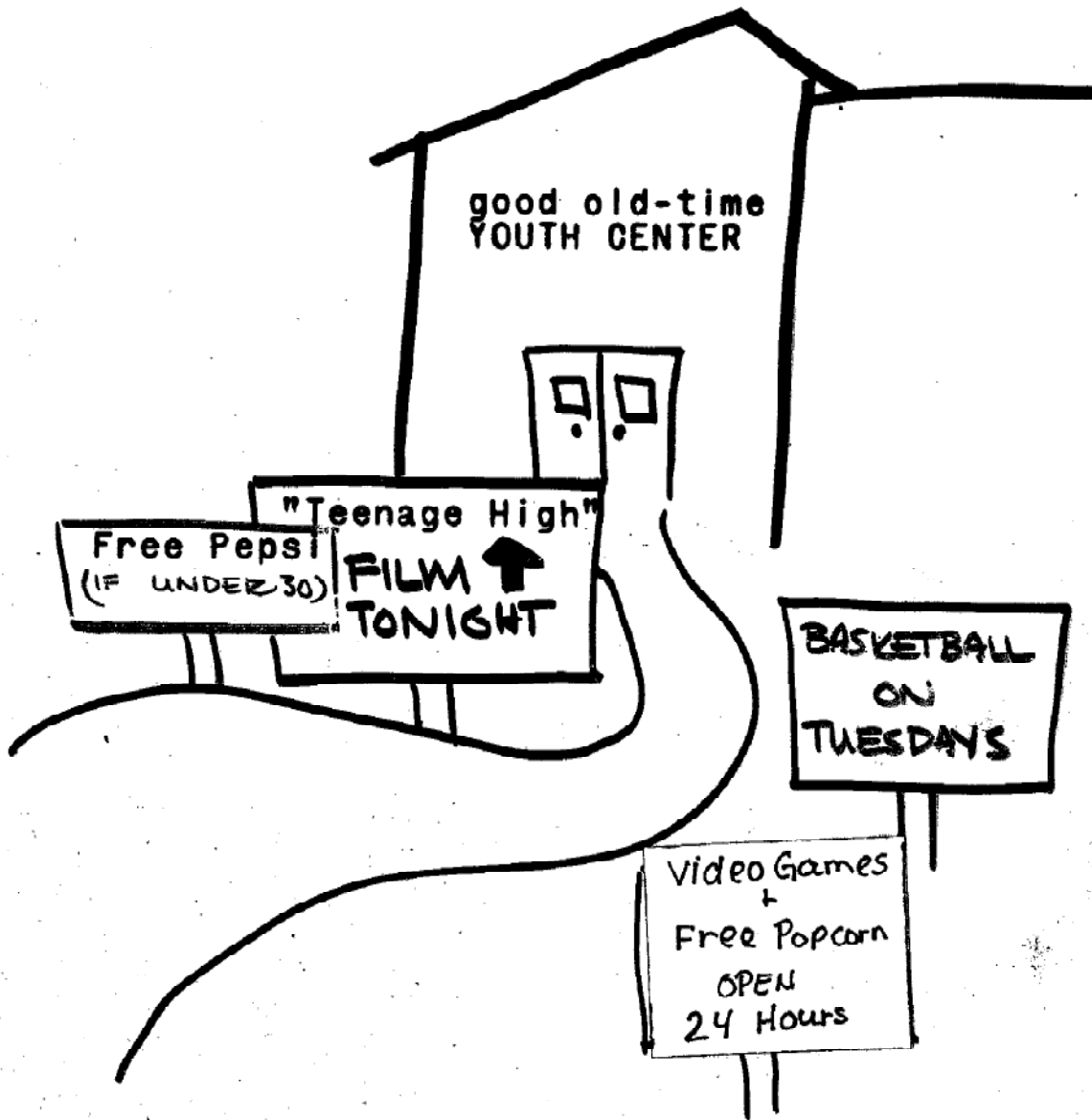
CONSECRATED DOLLAR

3 cheers for our youth





IF WE JUST HAD A GYM AND A FIREPLACE...



# SUGAR COAT THE GOS-PILL

Goal:

**CHRISTIAN  
MATURITY**

Join Operation Barnabas

Take notes in church

Stay for all church services  
to win a new 10 speed

Sunday School (find out about  
next party)

Teen "High" night with "Christian"  
film

Youth Night (with short Bible study)

CampOut (with speaker--short)

Beach Party (5 minute devotions)

Baseball League (must attend one service to  
be eligible)



STEP UP  
TO  
MATURITY

# FULL CALENDAR

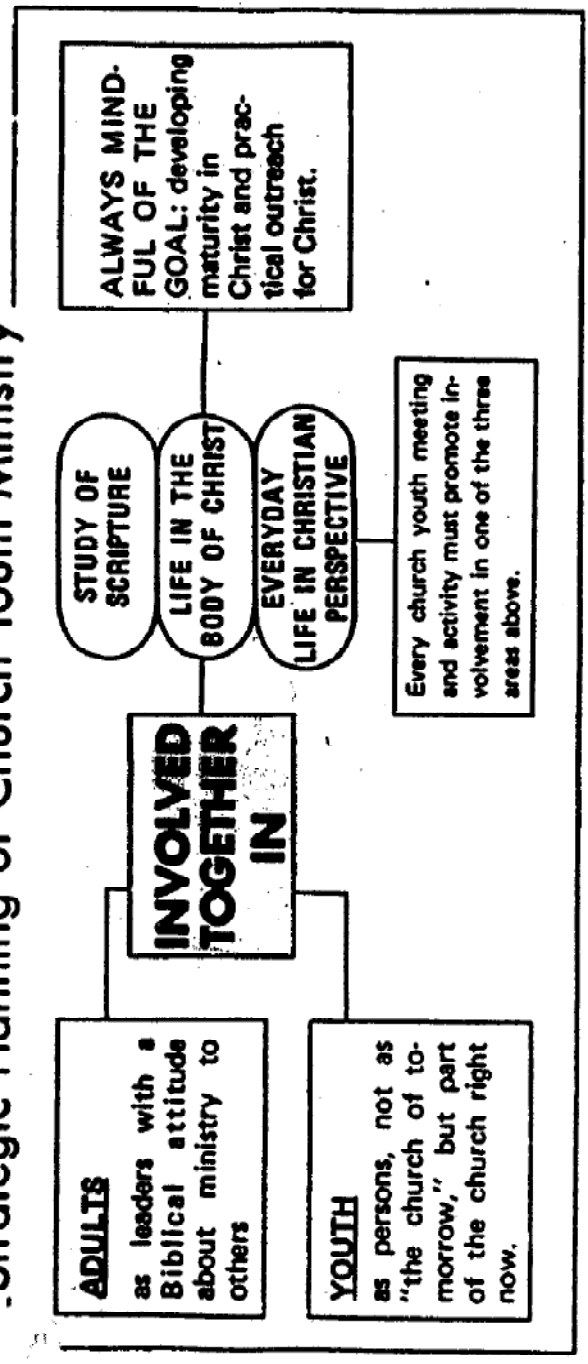
YOUTH CALENDAR	1	2	3	4	5	6	7
	PARTY	SLAM	TRIP TO SEA WORLD	BEACH OUTREACH	PUPPET PRACTICE	VOLLEY-BALL MARATHON	YOUTH FOOTBALL GAME
	BOWLING OUTING	WITNESSING SEMINAR	YOUTH BIKE RIDE	GYM NIGHT	YOUTH MUSICAL CHOIR PRACTICE	AFTER-GAME GET TOGETHER	SHOPPING AT THE MALL
	YOUTH FILM	PIZZA NITE	YOUTH BANQUET	CAMP OUT	CARVE RACE DAY	SWIM PARTY	CLUB DAY
	22	23	24	25	26		
	BIBLE STUDY	YOUTH CONCERT	SCAVENGER HUNT	ROLLER SKATING PARTY	CUBS GAME	PROJECT DAY	YOUTH RALLY

Congratulations , We've been able to complete filling [redacted] day of the month with youth activities.

ACTIVITIES TODAY = MISSION FIELD TOMORROW

Chart from the book Youth Ministry: Its Renewal in the Local Church by Dr. Jerry Richards

## Strategic Planning of Church Youth Ministry

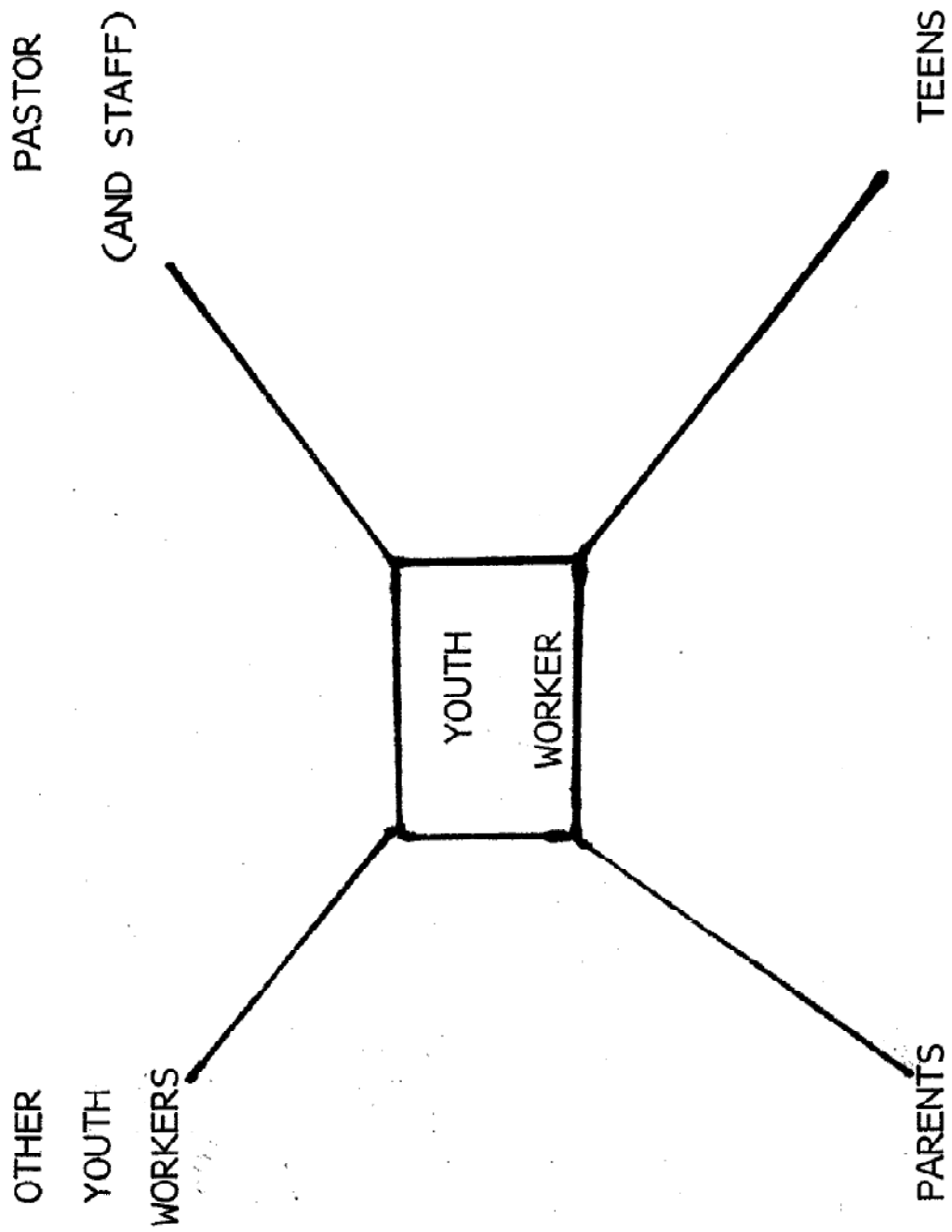


1 Corinthians 12:22-23

On the contrary, those parts of the body  
that seem to be weaker  
are indispensable, and the parts that we think are less honorable  
we treat with special honor.  
And the parts that are unrepresentable  
are treated with special modesty,

Luke 6:40

A student is not above this teacher,  
but everyone who is fully trained  
will be like his teacher.



# seven

## Week Two

### Philosophy of our youth Ministry

—win, build, equip, multiply. What are you doing in youth ministry and WHY and what it will produce.

#### A. Main youth meeting and its purpose

*This is the time when you explain what you are doing in your youth meetings, Sunday mornings, retreats summer plans, and district events---but very briefly. This is the time to explain the reason why you are doing what you are doing in youth ministry. Explain that all youth ministry is based on the Word of God---Matthew 28:18-20 (The Great Commission) and Matthew 22:37-39 (The Great Commandment). Tell them that all training is based on these four elements. This is from Sonlife's youth terminology. It is WINNING, BUILDING, EQUIPPING and MULTIPLYING. Ask them to say those four words out loud and check that they know them.*

#### B. Winning Students

*Tell what things you do each year to reach lost young people for Christ. Tell what you have planned as well. Explain the differences between having **Cultivating** events, **planting** events and **reaping** events. Cultivating events are for the students to REALLY concentrate on building relationship with the young people. They will start and keep conversations going and help the visitors to feel like they would return since it was filled with love, fun and hope! A planting event is when the Gospel is presented in some way. It could be a Bible devotional or a testimony or a DVD or whatever. That way the visitor is exposed to the message of Christ (without an invitation). A reaping event is designed to have cultivating and planting but a clear opportunity is given for the person to respond to the message. It could be writing their name on a card or coming to a room with counselors or stepping up to the front of the room. Students are ready with Bibles, follow-up materials, and they have already been praying that God would allow the student to come to Christ. At that time the plan for follow-up is implemented. That might be a FIRST STEPS lesson or other materials that you can show the people that evening.*

#### C. Building (growing) Students

*This is where you will explain what you do in your youth meetings and why. Tell how it is changing the lives of the students. Give reports of*

Christian kids who have made good decisions for Christ based on what happens at the youth meeting. Explain the program. Tell about the small groups. I would urge you to describe the five W's of an effective small group. **Welcome**. **Worship** (giving praise testimonies or telling what they have seen God do that week through their devotions or time as school or...), **Witness** (who they are sharing Christ with or how things are going in that area), **Word** (what you discuss in the small group from the Word), and the **Walk** (the accountability time when the students are honest about how they are doing with their relationships with God). Tell about the Sunday school time or other growth things you have. That could be Bible Quizzing or Scripture memory verses or school-related Bible studies.

#### **D. Equipping Students**

Tell about how you are equipping your students in how to make an impact in the lives of others in VERY practical ways. This would be the time to tell about how you are having them learn to start conversations or share Christ or lead discussion groups or do cross-cultural ministries. **Equipping is the difference between "telling" someone how to drive a car in a classroom and "getting them in the car" and having them drive.** Most people would share about equipping kids through sending them to Operation Barnabas teams or doing blitz events at Momentum or helping students learn to serve through NAC—Nurturing Abilities for Christ and doing regular serving events as a youth group---to nursing homes or children's programs or whatever.

#### **E. Multiplying**

This is telling how you are having students mentored and seeing that they, too, are mentoring younger kids. We believe that the Lord wants workers in His harvest fields—not leaders. What God is asking us to produce (Matthew 9:37ff) is workers. This is the time where you will tell them about the students who are being disciplined or mentored in their Christian walk and then expecting those students to pass on that information and passion to others. Discipleship should not be a stopping point—it is to be passed on.

#### **F. Give the adults the opportunity to ask questions and see the purposes of each of these four main things.**

I would urge you to take the time to let them see that you are have a purpose and plan for all the things you are doing.

#### **G. Give the adults the issues that today's students are facing.**

This would be things like abortions, anorexia, sexual immorality, sexting, pornography, cuttings, drugs, tolerance (the philosophy that no one is RIGHT—even God) etc. As we know, Christ is the answer to

*life! Stress that strongly and show that in passages like II Timothy 3. Read some of that.*

**H. Share some of the issues you are facing within your youth--- MINUS names (or ways the adults could know who they are).**

*Let the adults realize that you are on the cutting edge of ministry—helping kids through one crisis after another.*

**I. Tell them however the worst sins in youth ministry—even beyond drugs and more**

Then lead up to number one.

- #5. Pride. Proverbs 28:25
- #4. No hatred for sin. I John 2:3-5 and Psalm 97:10
- #3. Selfishness. Phil. 2:3-4
- #2. Lack of quietness. Isa. 30:15 and Isa 32:17 .....and now #1
- #1. Apathy. Revelation 3:15-17. (I would rather have a student on drugs than one who is apathetic! Why?? Ask them)

# seven

## Week Three

### **Adults are needed in youth ministry– Parents are adults, too**

#### **A. Needs of youth themselves:**

1. To feel loved
2. To see that Christianity works
3. To be a part of the Church today
4. To reach and serve others
5. To make wise choices in life
6. To love God with all their hearts

#### **B. Adults are important in being in the lives of young people**

*Use the materials that are attached to help you develop a presentation on the importance of adults being in the lives of young people. Adults need to TALK to youth, PRAY with youth, AFFIRM youth, and of course MODEL Christianity for the youth. The youth may not have picture of you on a poster in their room but they are looking to adults as models for how to live out the Christian life. You are that pattern. See the attachments on How to Impact and Disciple Young People (Page 31) and Expectations of Youth Workers (Page 35).*

#### **C. What Are Critical Concerns I have for Youth Leaders**

1. *That they believe in the potential of youth*
2. *That they are living for God themselves and they are good examples for the youth*
3. *That they believe in the local church and the importance of the Body of Christ---working together*
4. *That they would disciple youth at whatever level they are. Not all kids are at the same level spiritually. So we do what we can at their level.*
5. *That they practice loving, relational kinds of youth ministry yet with mature decisions*
6. *That they would equip the youth to know the Word of God and practice living it out*

#### **D. A vital key to the life of the student is his home life.**

*That is the way God designed it to be. Youth ministry is not to hurt the home in any way. In fact an effective youth ministry is to supplement the home---not be a substitute for it. Share some ways you are there to help the home. This could be communication pieces, a parent class, books and resources,*

*building relationships with parents, keeping my word at starting and stopping on time, giving them the assurance of safety and maturity in our ministry, information meetings before starting on trips that leave the area, using parents as youth workers, etc. See the attachment on "The Role of the Church and the Role of Parents." (Page 33)*

**E. Share what is expected of youth workers –relating to parents, students, community, outreach, more.**

*Use the attached sheet called Expectations of Youth Workers (page 35)*

**F. Liability issues unfortunately are a part of what must be considered in working with young people.**

*There are people who are using Christian venues to hurt or abuse young people. Because of that we have the following: a volunteer application form (where we ask about personal issues), the potential of a background check, a training time annually that each person must watch and heed, a policy that every adults must sign annually and we have a six-month rule where no one is permitted to work with youth if they have not been a part of our church for six months. You may want to have the group watch the 5-minute DVD on the CE website that is on liability issues. Go to the resources section of [www.cenational.org](http://www.cenational.org) and you can see the video or download it and even have the answer sheets for the adults in the group. It is much more geared to children but the principles are the same.*

**G. Relationships with youth are so important.**

*If you as an adult do not want to play a game with kids do not feel obligated but you should at least stand on the sidelines and cheer them on. Games are a way for youth to break down barriers and get to know one another. See the attached sheet on Why Games are Important in Youth Ministry (Page 36).*

**H. Remembering things God taught you that you could share with youth as you have opportunity ( testimonies)**

*Ask the adults to write down three things that God has taught them in life that you feel would be helpful if you had the opportunity to share it with a young person. This could be the basis of a conversation in the future with a young person who is facing a struggle.*

## **How to Impact and Disciple Young People**

Dan Cosentino

The apostle Paul many times tells his readers in Scripture to “imitate me while I imitate Christ.” Paul knows that people, especially young people, model or imitate the behavior of people they respect and admire. Therefore, it is extremely important in a youth program to have Godly people intentionally seek out and disciple younger people so that the younger people can model the older person in their walk with the Lord.

Discipleship can be defined as a “life on life” relationship. Therefore, an older individual needs to be spending consistent time with that younger individual to invest in their lives. There are three main aspects of a discipleship relationship. First, the mentor needs to spend time getting to know and pray with the student concerning personal problems, struggles, and needs. The student needs to be comfortable sharing and expressing what is going on in his/her heart and to know that they are cared for, encouraged, and prayed with. Second, the mentor needs to have a systematic plan on getting the student plugged into and going over God’s Word. Lastly, the mentor and student need to be involved in talking about and doing ministry together. Nothing brings people closer together then serving Jesus Christ. Therefore, for a complete discipleship relationship the mentor needs to spend consistent time with the student praying for personal needs and struggles, spending ample time in the Word, and serving and ministering together!

Our youth program tries to develop discipleship and mentoring relationships in the following ways. We always meet for small groups during our youth group sessions. This allows an adult to invest and pour into the lives of four-five teenagers. We will also be requiring all of our student leadership to go through the book Ten Big Ideas with an underclassmen and invest in their life. Every individual in our youth system is encouraged to have someone mentor them and then they need to be discipling and mentoring someone younger. In this way there will be a spiritual legacy that is passed down from generation to generation!

Enclosed are some statistics and a quote that show how important a good discipleship relationship is for teenagers.

These are the dropout rates of students who attend church while growing up and leave the faith while at college. The number on the left represents the number of individuals who were discipling or making a big spiritual impact in their life during their teenage years.

Zero – 89%  
One – 76%  
Two – 68%  
Three or Four – 59%  
Five or Six – 57%  
Seven or More – 50%

“Why is a mentor so important? Boys follow men, not religions. If your son never gets to know a man who is walking with Christ, chances are very slim he will ever walk with Christ.”  
From the book Why Men Hate Going to Church by David Murrow

## **The Role of the Church and the Role of the Parents**

Dan Cosentino

The *best* youth ministry is intergenerational! The more involved and informed people in the congregation are of the happenings and goals of the youth ministry the more willing they will be to encourage, help, and support the ministry.

First, the congregation as a whole needs to understand that the youth ministry is not a ministry of the “youth pastor/lay leader” but of the church itself! In order to thrive, like any other ministry, it needs to have the proper staff, funding, and prayer support as any other ministry. Here are some ideas that our church has done to get the entire church to visibly see the youth ministry as “theirs.”

1. Every month we have a youth prayer newsletter with requests and praises dealing with our young people. We have adults sign up to receive this electronically. I am always surprised at the number of people who will commit to praying daily for the students in the youth ministry.
2. We make sure the students are involved in Sunday Services whether it be through greeting, doing a congregational prayer, or having a youth focused Sunday Service.
3. Another way our church gets people involved is through our youth fundraisers where we ask everyone in the congregation to help out whether it is through donating something, through volunteering, or participating during our fundraiser (i.e. our biggest fundraiser is our youth auction). While everyone is working before and during the auction, I intentionally pair younger students with older individuals! This helps the church see the young people as part of the body and as being part of the same team.....God’s team.

As our church has started to embrace the youth program they have come to understand that it is a give/give type of relationship. The older people impart wisdom, prayer, and finances on behalf of the young people while the young people impart energy, vibrancy, and a missional attitude on the local congregation.

Any youth ministry should see itself as a supplement to the family. A student will spend more time at home with his/her parents than in that particular youth ministry. Therefore, it is important for the youth ministry to inform, provide Christian materials, and aid the parents. In dealing with the parents, the best thing to remember is that communication is key! I try to cast vision in many ways through letters, phone calls, monthly parent e-mail newsletters, and mass texting. This helps the parents to know the logistics and the goals of the youth ministry. It is also extremely important to have the parents see that they are the ones who are responsible for their children’s spiritual growth! They are the parent.....not you. Remember, many parents do not see it this way and believe that since you are the pastor/youth leader that it is your sole responsibility to train their children in the fear and admonition of the Lord. Here are some ways in which you can help parents see their roles in promoting Godly growth in their children; teach a parent’s Sunday School class and communicate this truth to them, send out letters in the mail after a huge youth event that encourages parents to discuss certain questions that you give with their

son/daughter, and make sure that your parents understand that they need to not only pray *for* their son/daughter but to pray *with* their son/daughter.

## **Expectations for Youth Workers**

Dan Cosentino

In building up your youth leadership staff, you want to have your staff see that they are a part of a “*winning*” team. They need to understand that they play a huge role in being part of God’s team and need to be constantly assured that God is doing His work and moving in the hearts and the lives of the young people they are working with. The youth pastor/leader needs to understand that in order for his youth staff to give their hearts fully to the ministry, he first must encourage them through e-mails, letters, and gifts. You must challenge them with new materials, tasks, and goals. And you must show them your vision for the youth ministry and the ways in which you are “winning” and growing young people in Christ. Once your youth leadership sees and understands this, they will be more fully “on board” and appreciate your expectations for them.

Lord willing, as your youth ministry grows, you will need adults to develop and pour their lives into the hearts of the students. I have a one-year commitment sheet for all youth workers to sign up. Listed on that sheet are all of my expectations on what they need to be doing as leaders in our youth ministry. Some of my expectations are that they will be at every regular youth meeting, arrive fifteen minutes early and leave no sooner than fifteen minutes after the conclusion of each meeting. They are to stay, pray, and talk with students, and to be, in general, faithful to the ministry that they have been entrusted with, whether it be with small groups, being a game leader, etc. Also, all youth leaders must be prepared for that week’s regular meeting through knowing the curriculum or their particular role. It is your job as the leader to make sure they are informed and as equipped as possible, and it is their job to spend the proper amount of time in praying, planning, and preparing for their role as small group leader, game manager, etc.

Your youth workers must understand that they are not just “overseeing” or “crowd control” in your youth ministry. In many youth ministries the pastor or lay leader tries to do everything while the adults sit, watch, and chat in the background making sure nothing terrible happens. The reason your adults are helping out with students is because *they are there to build relationships with the students and push their spiritual growth*. Therefore, they must play all games with the students and be a part of everything just as the students are. Ministry is “dirty” and “relational” and the only way to relate and build relationships is to do everything they do and push them in their walk with the Lord. As a youth leader/pastor, expect great things from your students and your staff and do not be afraid to push them, because it will pay huge spiritual, long-term dividends in their lives.

## **Why Games are Important in a Youth Ministry**

Timothy Kurtaneck

Junior Highers, especially, because it is their love language, want to know one thing about your youth ministry? "Is it fun?" Right there is one good reason to use games as part of a youth ministry, but there are more: it builds community, get people acquainted, burns off excess energy, strengthens teamwork/cooperation, and can create a warm, welcoming, positive atmosphere.

Some youth leaders do not use games in their ministries. Maybe it is because games can foster too much competition (true—it must be monitored), the leader does not personally like games, or they do not want to put the time/energy into being creative in this area. But usually, most leaders who do employ games have forgotten two important things:

1. The young group meeting should be planned for the teens, rather than for the interest level of a 20-year old, or a 30-year old, or a 40-year old, or a....
2. The students represent a variety of learning styles that include some who are auditory learners, visual learners, as well as kinesthetic learners.

Lighten up! Children learn much about life through their "play," and so do young people.

# seven

## Week Four

### **KNOWING-- Knowing and Applying the Word of God.**

**A. Knowing and applying the Word of God is key.**

*So few students know Bible facts or where things are found in the Bible. That is the reason for the study this week.*

**B. We are committed to teaching youth the Word of God and training them in the whole counsel of God.**

*1. This is the time to show them your curriculum plan.*

*2. What are they learning from devotional books you are promoting?*

*3. Tell them about your programs of Bible Quizzing, etc. They could include the curriculum on Sunday morning (scope and sequence), teachings at the youth group, Scripture memory plans (or Bible Quizzing), the version of the Bible you use (normally NIV), and what your goals are in their knowing the Word of God. You may want to explain the value of getting kids into Bible training sessions at Momentum or Walk Through the Bible seminars or whatever you have that is available.*

*4. See the attached sheet on "Honoring the Truth of Scripture" (Page 39)*

**C. Do you have local Bible clubs in the schools?**

*Tell about them briefly and how they relate to your youth ministry. Tell if you are connected to other youth worker networks and how that can help you in the big picture.*

**D. Hand out a calendar of events for the year for youth at your church.**

*This should include socials, college visits, Momentum, camps, etc. Go through that briefly and explain how they apply to the overall philosophy of winning, building, equipping and multiplying.*

**E. Tell them about the date and value of "See You at the Pole" for helping students to develop boldness for Christ AND helping them learn about other believers who are at their schools. Also tell them about the "True Love Waits" emphasis that happens at your church or at "Momentum" annually to help your students stay connected to the Scriptures.**

*Tell the adults also about the Christian career opportunities that you emphasize. We need more students to consider being full-time career people. Tell how that emphasis is annually given at Momentum. Tell about the above emphasis that you have in your church and tell the names of any students who have made public that they feel that they want to go into a Christian career.*

**F. Allow the group to talk about situation questions that they may encounter when working around youth.**

- 1. A young person (visitor) is smoking outside the church building*
- 2. An adult leader talks loudly ( enough to let the youth hear) about how much he dislikes the young people in the church because of how they look and how they act*
- 3. The youth are talking loudly in the back of the church and their parents are sitting elsewhere in the church and seem to not notice.*
- 4. A parent is now a youth sponsor with the youth group and insists on correcting her own child who is gossiping about another kid in the group. She gets angry and calls her child aside.*
- 5. Do you tell a parent if a teenager tells you that he is into drugs on occasion?*
- 6. Situation questions from the adults who are there.*

## **Honoring the Truth of Scripture**

Greg Summers

The Word of God is absolutely foundational to our faith. We believe what we believe because the Word of God tells us that it is God-breathed. Unfortunately, it has become less and less of the focus in our churches and our culture. We live in a world that does not believe in absolute truth and, as a result, God's Word is not honored by the church or our culture. This is a huge issue not only to our faith but also to how we live out our lives as Christians. If the Word of God is not part of our lives, we will not bear any fruit for the kingdom of God. We as believers have to abide in Him and His words in order to produce fruit and obey God. (John 15:1-17)

It is important for us to understand that we cannot make a student honor the Word of God in his or her life. As leaders, teachers, and parents, we must make it a priority to go to God's Word for every situation and every question, allowing the promises of God's Word to be fulfilled.

### **Promises about the Word of God**

1. Hebrews 4:12
2. 1 Peter 1:24-25
3. 2 Timothy 3:16-17
4. 2 Peter 1:3

In order for this next generation to honor the Word of God, we must honor it as an example before the students. We as Pastors, teachers, mentors, parents, coaches, and friends must pass the importance of the scripture on to those who are younger. God's Word must be a part of our "DNA". I stated earlier that we must turn to the scriptures for any and all of life's issues and situations. God's Word is all we need for life and Godliness. It is very important that we teach this to the students, remembering that it must first be modeled by us. We need to ask ourselves this question before expecting our students to honor the Word of God: Is God's Word a part of my "DNA"?

### **Pass on the Faith**

1. 2 Timothy 2:2
2. 2 Timothy 4:2

3.1 Timothy 4:12

4. Deuteronomy 6:6-9

5. Joshua 1:8

### **God's Word is Culturally Relevant**

We are not honoring the Word of God if we try to change it to make it culturally relevant. Please, just teach the Word of God. It is just as relevant today as it was when it was written.

# seven

## Week Five

### **BEING—Character Development and Discipleship**

For a student to be mature that student must not only KNOW—like we discussed last week, he must also BE different. That is learning character. Tonight the emphasis is beyond knowing the Bible. A student learns character from other people more than from knowing facts. We want young people to develop godly character by giving them exposure to godly people who are speakers or pastors or youth workers or YOU. Being. We are helping students to be mature adults---not just mature students.

#### **A. Discipleship/mentoring reviewed.**

*Review the importance of this once again. Help the people know that they are important. Ask the group to discuss ways that they could impact the students to follow God. Tonight will be a much more informal time of trying to help the students change. Have the adults share about people (besides their parents) who impacted their lives when they were young. Have them tell HOW they impacted them. (specifics). Ask if they would be willing to consider doing more of that with the young people in the present youth ministry.*

#### **B. Use the attached Sheet, “Top Elements of Discipleship” (Page 43) to be a basis of discussing one way of discipling a young person.**

Discuss how you disciple a young person and some resources you have found to be helpful. For group discipleship see the attached sheet on “Top Ten Tips for Small Groups.” (Page 46)

#### **C. Devotions.**

- 1. Help the adults see that while Bible reading is important indeed we must help students learn that the Bible is for their life---not just facts to be known. Point out the value of the OTD concept where the students are asked to think and apply the truth to their character. What are the adults learning from the OTD in application of the truth?*
- 2. Use the attached resource called “Prayer” (Page 47) to show and demonstrate the importance of talking with God.*

#### **D. Scripture memory is a knowledge tool.**

*We are talking about BEING—not knowing. BUT Scripture was used to overcome temptation when Jesus was tempted. See the attached*

*sheet (Page 48) on how memorizing the Word can help students to say no to the world's struggles.*

**E. Helping our students love to worship God.**

*Corporate worship is so important to strengthening the life of a student. Tell the group about what you do to develop a worship mindset with the youth. Do you have a worship band? Do the students listen to worship songs on their own? Do the students get the need for worshipping God from the worship music? Talk about worship music you have and the Momentum worship set that brings so many young people to being willing to follow the Lord.*

## **Top Elements of Discipleship**

Greg Summers

Matthew 28:19-20 "Therefore go and make disciples of all nations, baptizing them in the name of the Father and of the Son and of the Holy Spirit, and teaching them to obey everything I have commanded you. And surely I am with you always, to the very end of the age."

2 Timothy 2:2 "And the things you have heard me say in the presence of many witnesses entrust to reliable men who will also be qualified to teach others."

### **Discipleship is Biblical!!**

1. Making a disciple is not an option but a command.
2. Teach others what God has taught you. (teach God's Word, not personal opinions)
3. Encourage the person you are discipling to pass the faith on to others as well.
4. God is with you always.

### **Warning:**

1. Keep God's Word the Focus

When discipling we can face a lot of major issues from sexual sin to habitual lying in someone's life. We can come up with all kinds of helps and methods to fight against those temptations and sins, but the ultimate healing and victory comes from the Word of God. Many people use Christian books as the main focus of discipleship. Christian books can be a great asset but should not be the focus. We cannot rely on our own opinions and ideas of how one should live life. Our advice so often comes from our opinions and not the Word of God. (Colossians 2:8) As the discipler you have to stay focused on the Word of God and get every single answer for life from it. (2 Peter 1:3)

2. Be Prepared

In order to disciple someone you must be growing in Christ yourself, remembering that you can't ask someone to do what you are not doing, or take them past your own spiritual walk. One must prepare to disciple in the following ways:

1. Have passion for God and His Word daily (Psalm 42:1)
2. Have Scripture memorization a part of his or her daily life (Psalm 119:11)
3. Be prepared to discuss and teach through the verses you have memorized (Joshua 1:8)
4. Be prepared to share from your time in the Word over the past week (2 Timothy 2:15)
5. Be passionately praying for the one you are discipling (Ephesians 3:14-21)

### **Elements of Discipleship**

1. The Holy Spirit – John 14 -16
  - The Holy Spirit is the one who convicts of sin, and He is the Counselor that Jesus sent to live in us. The Holy Spirit is the one who will guide us into all truth. He is our Helper.
2. Word of God – 2 Timothy 3:16-17, 2 Timothy 2:15, Hebrews 4:12
  - The Word of God is the only way to change someone’s heart. Any change based on our own words will result in a temporary change. Our focus has to remain on God’s Word.
3. Scripture Memorization – Joshua 1:8, Psalm 119:11
  - Scripture memorization is the only way to resist temptation and to shield off the lies of Satan and this world. Meditating on Scripture is vital to being a disciple of Jesus Christ.
4. Prayer – 1 Thessalonians 5:16-18, Ephesians 3:14-21
  - Prayer is one of the most powerful tools that God has given to believers. We must pray without ceasing and pray that we would truly know God.
6. Accountability – Proverbs 27:17, Hebrews 10:24-25
  - For our time in the Word of God, Scripture memorization, prayer, and making other disciples in order to truly deal with life issues.)

### **Who should we disciple?**

Who better to follow than Jesus’ example in deciding who to disciple? (Luke 6:12-16) In this passage we see that Jesus prayed all night before choosing who He was going to disciple. Here are three quick characteristics that we should look for, but ultimately you have to follow the Spirit of God as He leads you to the ones you should disciple.

1. Faithful

2. Available
3. Teachable

Discipleship is what God has asked us to do as His children. We are to go and make disciples, not just converts as we so often do. Being a disciple of Jesus is not easy. According to God's Word, it requires personal sacrifice. (Matthew 10:32-39, Matthew 19:16-22, Luke 14:25-35) Let's make sure we are making true disciples and not just converts. If we stick to the above elements, true disciples of Jesus Christ will be made through the power of our almighty God.

## Top Ten Tips for Small Groups

Joyce Bachman

- 1 Start out each group time with something light, fun, or thought-provoking to break the ice.
- 2 Give opportunity for personal sharing so students get to know each other better.
- 3 Give obvious “leaders” in the group some responsibility within the group.
- 4 Don’t let anyone dominate the group.
- 5 Ask open-ended questions to stimulate better discussion.
- 6 Don’t be afraid to get off topic if the Spirit leads.
- 7 Send notes to students just because.
- 8 Send notes to students who miss.
- 9 Be vulnerable—let the students see the real you.
- 10 Always come over-prepared or have something in case discussion winds down.

## **Prayer**

Dan Cosentino

The more your youth ministry is “bathed” in prayer the more powerful and impactful it will be in the lives of your young people. Not all older people may be equipped or gifted to deal directly with training and helping the teenagers in a church, but all can do their part for the Kingdom by praying for the young people.

First, it is important to get as many people as possible to be praying for you, the youth leader, and for your students. A great way to do this is to get the whole church involved by sending out a youth prayer newsletter to everyone who desires it. At our church you can sign up at the beginning of the fall to pray for our students every day for a year. This has led approximately one third of our entire congregation to be praying for our teenagers! Another positive of having your congregation pray directly for the needs of individual students and the youth ministry as a whole is that they are constantly asking questions and are interested in the happenings of the youth program! If you spend the time to pray for something, you are going to want to know what is happening and really start caring for that ministry.

Second, it is imperative that all of your youth staff be fervent in prayer for the students in your youth ministry. All the youth staff at my church are required to be praying daily for our students, and every time we meet we spend quality time in prayer.

Lastly, it is important for your teenagers to learn how to pray. One of our goals in our youth ministry is for our students to develop a prayer life *and to not be afraid to pray in public*. Most individuals, even adults, shy away from being bold in their faith or even praying for their food in public. Here are some ideas that we use to help our young people learn how to pray. At the beginning of each youth group they must get into groups and pray for their unsaved friends. Our youth workers therefore are not only praying for our students, but they are also praying *with* our students. At the beginning of any teaching time, the youth leader always asks a student if they will open up the teaching time in prayer. Lastly, we force our young people to be outward focused. They must pray for people on mission trips, prayer walks, etc. This is nerve wracking at first, but everyone in each group must go to someone and simply ask them if they can pray for them. Normally, by the end of the prayer walk students are running because they are so excited to pray for the hurts and needs of people they come across. The more you “push” people, especially young people, to pray the more they will get excited about the power of prayer and its effect on their life and the people they are praying for!

I John 5:14-15

“This is the confidence we have in approaching God: that if we ask anything according to his will, he hears us. And if we know that he hears us—whatever we ask—we know that we have what we asked of him.”

## why should you memorize scripture?



- It keeps you from sinning (Psa. 119:11)
- God wants you to meditate on the Word (Joshua 1:8)
- It will give you direction for your life (Psa. 119:105)
- It is how Jesus overcame temptation (Matt. 4:1-11)
- Your prayer life will be strengthened (2 Cor. 10:3-6)
  - Your outlook will change (Heb. 4:12)
  - Your witnessing will be more effective (Col. 3:16)
- It is a way to give counsel and encouragement to others (Prov. 25:11)
  - It will improve your speech (Matt. 12:34)
- It makes your faith in Christ stronger (1 Samuel 3:21)
- It teaches you right from wrong (Heb. 5:13-14)
- It is God's Word and is totally true and reliable (Psa. 12:7)
- It is how a believer sends Satan away (Matt. 4:1-11)



and  
many more  
reasons...

# seven

## Week Six

### **DOING--A mature student not only concentrates on knowing the truth and being a person of character but also on doing ministry.**

Character development and discipleship are necessary for a student to be mature but that student must not only KNOW and he must not only BE different, but he must also DO ministry. All Three elements are a part of our youth ministry. Tonight the emphasis is beyond knowing the Bible and being a person of character but we are helping students to be mature adults---not just mature students. A mature person is one who is doing ministry. Youth need to be equipped to be servants and to be on mission.

#### **A. Helping students have a heart for the lost.**

*Share how you are doing outreaches and how you are challenging students to share their faith with others. Give examples of students who are doing that. Ask the adults if they are involved in sharing Christ in their work and neighborhoods and among relatives. Remind them that we are the examples to the youth*

#### **B. Helping students be "on mission" and helping them catch a burden for outreach.**

*See the attached sheet called Developing Ministry Skills (Page 50) Tell about how you use NAC as a means of helping students learn to do teen challenge talks or music or drama or technology to use it as a ministry. Also share how you take students to nursing homes or schools or other churches to learn to serve.*

#### **C. Explain how preparation for and doing ministry is so important in the life of a young person. It is one of the most impactful things that a believing student could do.**

*Things like Operation Barnabas or Momentum or Urban Hope experiences help equip the students to serve so that they can return home with a burden for their friends. This would be the time to also explain how programs outside the church help stretch young people as it connects youth to people in other Bible-teaching churches. Explain national, district or local ministry opportunities.*

## Developing Ministry Skills Timothy Kurtaneck

Usually, after a great opportunity to serve others in the name of Jesus—through a team or a conference theme—young people are EXCITED about their faith. When they ask, “When can we do it again?” all too often the response is “We’ll do it again next year!” What?! “I have to wait a full year to do this again?!” We would never take up an instrument or a sport if we only got to play a game or perform once a year!

The “practice” or equipping of our youth group members doesn’t usually happen too well through Sunday School or a church service. It isn’t usually what you do at the weekly youth meeting. Why not plan some ministry opportunities at the local nursing home/retirement center and provide training times for equipping the students for what they are going to do? The same can be done for visiting another church (in the same area or a good distance away), or partnering with an inner-city ministry. It may be well worth training the students for opportunities like they will find at Momentum youth conference and in the inner city at the Urban Hope Training Center.

Equipping the students and then putting them in “stretching” situations away from home produces great results! Some of the things for students to work on may include a thankful spirit, learning how to engage with people, how to lead, how to share one’s faith, how to speak in front of a group of people (to give a testimony or sing), how to work/serve without being asked.... The list could go on and on and depends on the goals of the adult leader.

Far too many youth groups only are focused on what the students learn through instruction. The best youth ministries understand that there are specific things that a youth group member must *know, be* (character), as well as *do* (skill development). Ministry training and ministry trips are a terrific way to help develop a well-rounded, spiritually mature, young person.

# seven

## Week Seven

### Youth need to be connected to a local church now and in the future

**A. Youth are a part of the church today and should be involved in all aspects of the church.**

*We need to put students in roles of feeling like the church is theirs---not just belonging to the adults. Help students be involved in the life of the church---ushering, children's work, worship team, Scripture reading, camp ministries. Get church leaders to attend youth retreats. Ask church members to come to Sunday School for a five-minute interview and ask the youth to pray for them to be "on mission" in all their lives. Consider intergenerational events. See the attached article on this (Page 53).*

**B. These are things that should characterize the church.**

*How can WE help make them happen in our youth ministries?*

- i. There is an atmosphere of love*
- ii. Positive group image---where the youth feel like it is a great place to bring friends*
- iii. Positive relationships inside and outside the church*
- iv. It is a praying church with a strong prayer base*
- v. The Bible is taught clearly and impacts me*
- vi. People are excited about worshipping and serving Jesus*

**C. Share with the adults how youth are involved in the life of the church and how they are appreciated.**

*Have the adults consider how they could help students connect with church events and planning that is meaningful.*

**D. The local church is the hope of the world. It is God's program for today. There is nothing like a local church that is teaching the Word and impacting the lives of others.**

*We must help students connect with local ministries. Ask the adults how they could have a positive impact on the youth ministry in the local church? Write down their suggestions. Especially note the need for intergenerational connections. Some youth will need adults who will be advocates for them since some adults are prejudiced against young people.*

**E. Talk about students who want to go into a Christian career.**

*What is the role of the local church in their lives? Should we track them and help them? Should we affirm God's calling on their lives? Who should be mentoring them? Should we offer internships? Should we have prayer groups in contact with them?*

**F. When a student graduates from high school there is a huge dropout rate for students. They not only graduate from high school; many graduate from the faith!!**

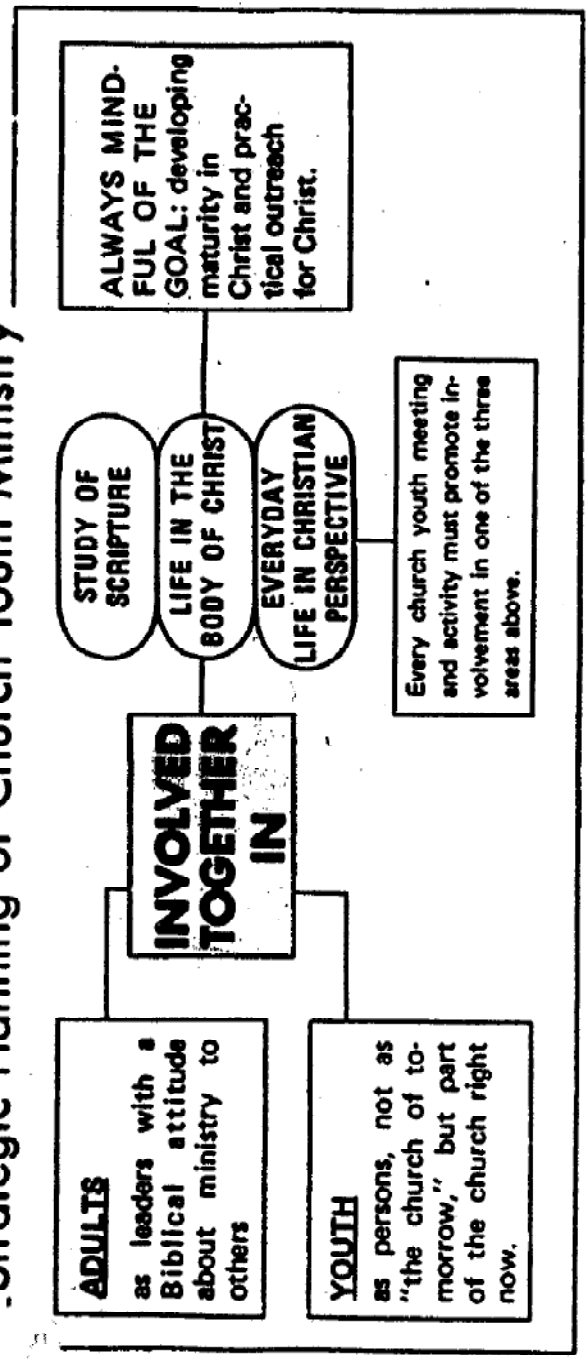
*That is a huge problem, talk about what you do to help the high school senior move into the next phase of church involvement and ministry. Who do you hand him off to....assuming he is staying locally. For the student who goes away to college we recommend that the home church know the college church where the student will attend, who is mentoring the student and how you as a local church can help this student to remain strong in the Lord. Some churches (even small ones) spend the money to send someone to the student after a month if that student has not found someone to help in his spiritual life. If the church has helped a student from childhood 'till now why drop him when he is making the most important decisions in his life---his values, what he wants to do, who he will marry, etc.? If you do not have a strong program, discuss how this could improve.*

**G. Discuss the next steps for the adult now that the SEVEN is done.**

*Do you have a free T-shirt? Do you have a certificate for the person? (See sample on page 54) Do you want them to have a role in your youth ministry? Set up times to meet with them one-on-one if possible. Tell them about the book they could purchase called The Greenhouse Project. You could set up a one-event time to meet with those who would read that book to talk about what you learned. At that time you could pray for the youth and have an update on what is happening.*

Chart from the book Youth Ministry: Its Renewal in the Local Church by Dr. Jerry Richards

## Strategic Planning of Church Youth Ministry



# *Congratulation*

*Mary Jane Doe*

Has completed seven weeks of training

In the

**seven** SERIES

On this 9<sup>th</sup> day of May, 2010

And is now certified for involvement in

Youth ministry

---

Pastor, John Jones

---

Youth Pastor, Bob Barrows

**CE**  
NATIONAL